

KAMER MARINE



MV BARLA-B

SHIPS BASICS

Type General Cargo
 Bridge & Engine aft, Appendix-B fitted
 Built :2007 LINHAI / CHINA
 IMO No :9442213
 Flag : PANAMA
 Call Sign :3FMY
 Class : BUREAU VERITAS

MAIN DIMENSIONS

Dwt 6105.4 mt Dwt Winter 5874 mt
 Draft Summer 6.70 m Draft Winter 6.56 m
 Grt/Nrt 4243 / 2315
 Loa/Lbp 100.73 / 94.72
 Beam 16.6 m
 Depth Moulded 8.4 m
 Airdraft 27.5 m in Laden
 30.3 m in Ballast
 Lightship 2066.612 mt
 Tpc 14.274 mt at Summer
 FWA 143 mm
 Waterline to Top of Hatch Coaming 4.4m In Laden m
 8.0m In Ballast m

COMMUNICATION

Inm-C 43739613
 FBB barlab@gtships.com
 Email mvbarla.b@gmail.com
 Gsm 0090 531 883 70 42

CARGO HOLDS

Hatch Covers MC Gregor Single Pull Folding
 Cover sizes NO1 L:25.2 m X B:12.0 m
 NO2 L:24.5 m X B: 12.0 m
 Hold Dim NO1 L:33.5 m B:12.0 m H:6.94 +2.66 m
 NO2 L:34.1 m B: 12.0 m H:6.94+2.66m
 Strength 16 mt/sqm on Tanktop
 Grain No1 = 133667CuFt/No2= 147232CuFt
 Grand Total 280900 CuFt
 Double Skin Box Like, Steel Floor.

ENGINES


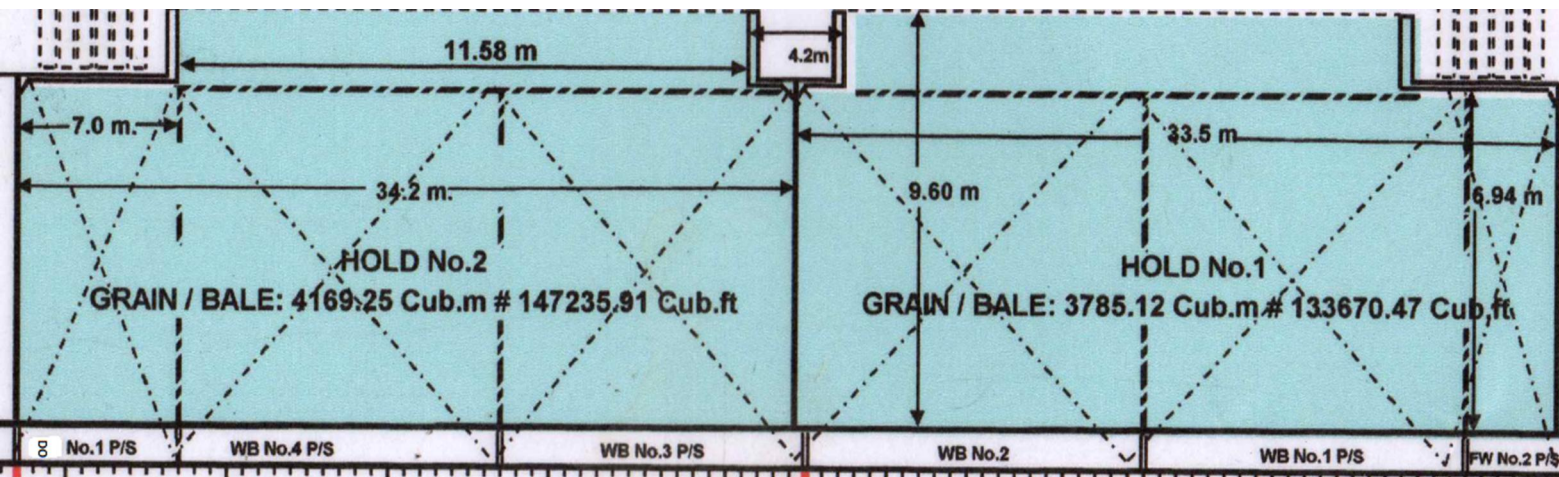
M/engine 1912 kW
 A/engine 250 kW
 A/engine 250 kW
 Bowthruster NIL
 Propeller Right Hand Fixed / Gear Box

TANK CAPACITIES

Mgo Cap 308 cbm
 Ballast Cap 1812 cbm
 FW Cap 276 mt

INSURANCE

P&I Thomas Miller / UK
 H&M Anadolu Sigorta




Hold No 1 - Fwd



Hold No 1 - Aft



Hold No 2 - Fwd



Hold No 2 - Aft

